



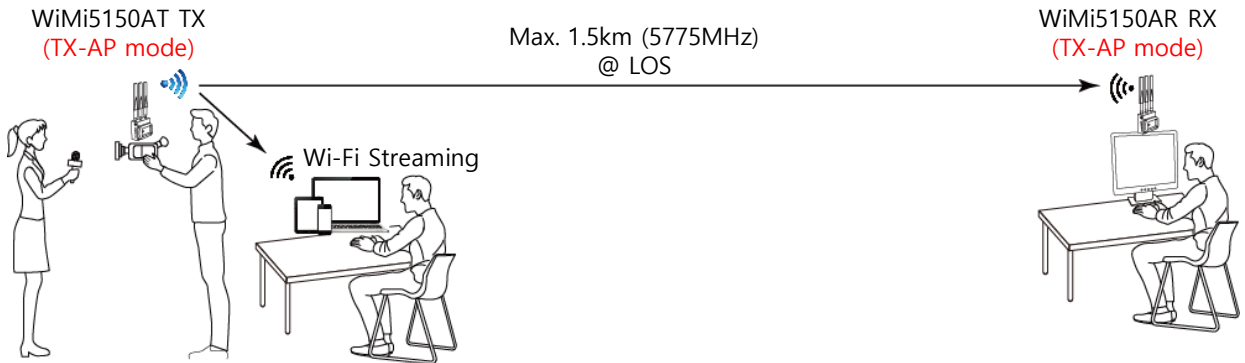
WiMi5150AT/R Setup



November, 2019

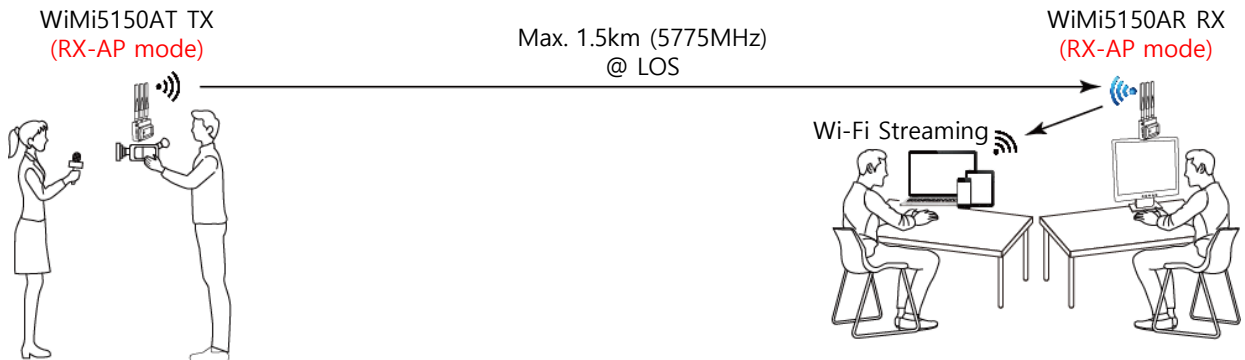
WiMi5150A Operation Modes

TX-AP mode: TX works as an AP (Typical Operation)

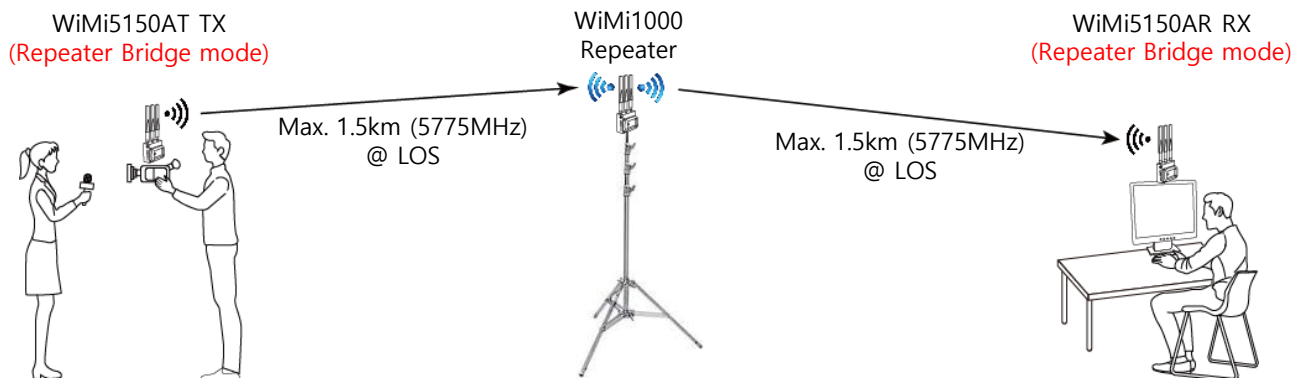


RX-AP mode: RX works as an AP

Note: Transmission distance between TX and RX can be reduced when Wi-Fi devices are connected to the RX and streamed from it.




WiMi1000 Repeater Bridge mode: Both TX & RX work as a Station











DIP Switch Configuration


WiMi5150AT(Transmitter, TX)


WiFi Ch.  } 4 bits: Selection of a specific frequency in TX-AP or RX-AP Mode
Selection of SSID in WiMi1000 Repeater Bridge Mode









ENC. Rate  } 2 bits: Selection of Encoding Rate
2 bits: Selection of Operation Mode

Encoding Rate	ENC. Rate  12 Mbps	ENC. Rate  15 Mbps	ENC. Rate  20 Mbps	ENC. Rate  Controlled by Web
Operation Mode	ENC. Rate  TX-AP Mode	ENC. Rate  RX-AP Mode	ENC. Rate  WiMi1000 Repeater Bridge Mode	ENC. Rate  WiMi1000 Repeater Bridge Mode

WiMi5150AR(Receiver, RX)

WiFi Ch.  } 4 bits: Selection of a specific frequency in TX-AP or RX-AP Mode
Selection of SSID in WiMi1000 Repeater Bridge Mode

SYS-ID  } 2 bits: Selectin of Receiver's ID (Receiver-# in 1:3 multicast mode)
2 bits: Selection of Operation Mode

SYS-ID In 1:3 Config.	SYS-ID  Slave-1	SYS-ID  Slave-2	SYS-ID  Slave-3	SYS-ID  Slave-4
Operation Mode	SYS-ID  TX-AP Mode	SYS-ID  RX-AP Mode	SYS-ID  WiMi1000 Repeater Bridge Mode	SYS-ID  WiMi1000 Repeater Bridge Mode

FCC - WiMi5150AT/R Wi-Fi Ch. Selection (TX-AP, RX-AP Mode)



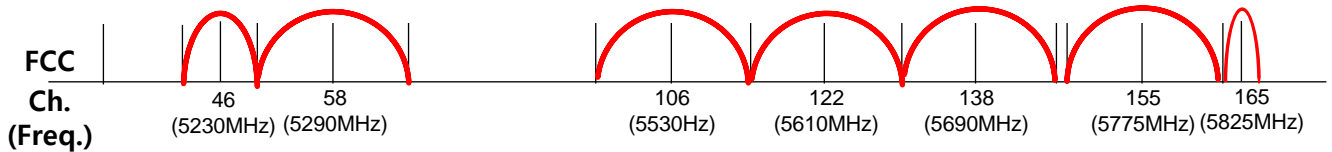
SSID: WiMi5000_00 01 02 03 04 05 06 07 08 09 10 11 12 13 14 15

FCC - SSID Number vs Ch./Frequency Table (TX-AP, RX-AP Mode)


SSID	Ch. No. (Freq.)	SSID	Ch. No. (Freq.)	SSID	Ch. No. (Freq.)	SSID	Ch. No. (Freq.)
WiMi5000_00	46 (5230)	WiMi5000_04	106 (5530)	WiMi5000_08	122 (5610)	WiMi5000_12	155 (5775)
WiMi5000_01	46 (5230)	WiMi5000_05	106 (5530)	WiMi5000_09	138 (5690)	WiMi5000_13	155 (5775)
WiMi5000_02	58 (5290)	WiMi5000_06	122 (5610)	WiMi5000_10	138 (5690)	WiMi5000_14	155 (5775)
WiMi5000_03	58 (5290)	WiMi5000_07	122 (5610)	WiMi5000_11	138 (5690)	WiMi5000_15	165 (5825)

* SSID for **RX-AP** mode will be **WiMi5000R_XX**.

* The above DIP switch setting of 4-bits on both TX and RX must be same each other.



FCC - WiMi5150AT/R SSID Selection (WiMi1000 Repeater Bridge Mode)



SSID: Bridge_03 04 05 06 07 08 09 10 11 12 13 14 15

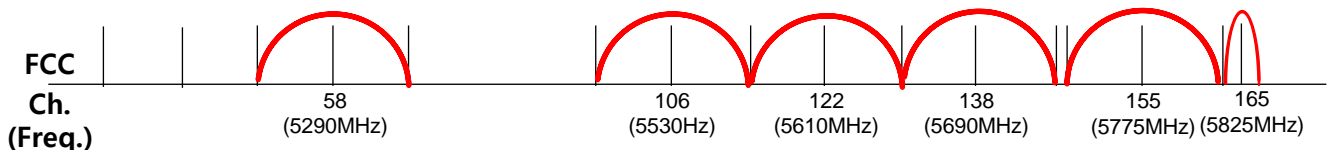
* The above DIP switch setting of 4-bits must be same with the WiMi1000's SSID setting.

* The real operating Wi-Fi frequency will be determined by the WiMi1000's SSID setting.

FCC - SSID Number vs Ch./Frequency Table (WiMi1000 Repeater Bridge Mode)

SSID	Ch. No. (Freq.)	SSID	Ch. No. (Freq.)	SSID	Ch. No. (Freq.)	SSID	Ch. No. (Freq.)
N/A**		Bridge_04	58 (5290)	Bridge_08	122 (5610)	Bridge_12	155 (5775)
N/A**		Bridge_05	106 (5530)	Bridge_09	138 (5690)	Bridge_13	155 (5775)
N/A**		Bridge_06	106 (5530)	Bridge_10	138 (5690)	Bridge_14	155 (5775)
Bridge_03	58 (5290)	Bridge_07	122 (5610)	Bridge_11	138 (5690)	Bridge_15	165 (5825)

** Bridge_00, Bridge_01 and Bridge_02 **MUST NOT** be used with the **WiMi5150AT/R**



CE - WiMi5150AT/R Wi-Fi Ch. Selection (TX-AP, RX-AP Mode)



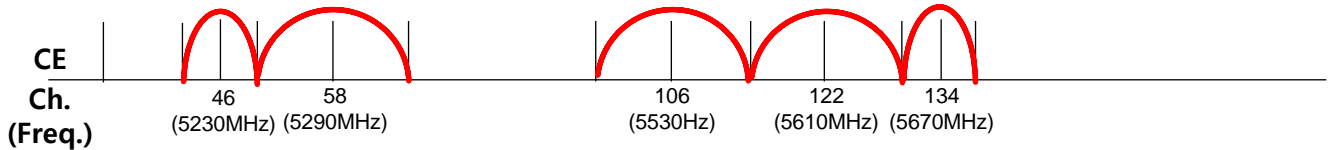
SSID: WiMi5000E_00 01 02 03 04 05 06 07 08 09 10 11 12 13 14 15

CE - SSID Number vs Ch./Frequency Table (TX-AP, RX-AP Mode)

SSID	Ch. No. (Freq.)	SSID	Ch. No. (Freq.)	SSID	Ch. No. (Freq.)	SSID	Ch. No. (Freq.)
WiMi5000E_00	46 (5230)	WiMi5000E_04	58 (5290)	WiMi5000E_08	122 (5610)	WiMi5000E_12	138 (5690)
WiMi5000E_01	46 (5230)	WiMi5000E_05	106 (5530)	WiMi5000E_09	122 (5610)	WiMi5000E_13	138 (5690)
WiMi5000E_02	58 (5290)	WiMi5000E_06	106 (5530)	WiMi5000E_10	122 (5610)	WiMi5000E_14	138 (5690)
WiMi5000E_03	58 (5290)	WiMi5000E_07	106 (5530)	WiMi5000E_11	122 (5610)	WiMi5000E_15	138 (5690)

* SSID for **RX-AP** mode will be **WiMi5000RE_XX**.

* The above DIP switch setting of 4-bits on both TX and RX must be same each other.



CE - WiMi5150AT/R SSID Selection (WiMi1000 Repeater Bridge Mode)



SSID: BridgeE_03 04 05 06 07 08 09 10 11 12 13 14 15

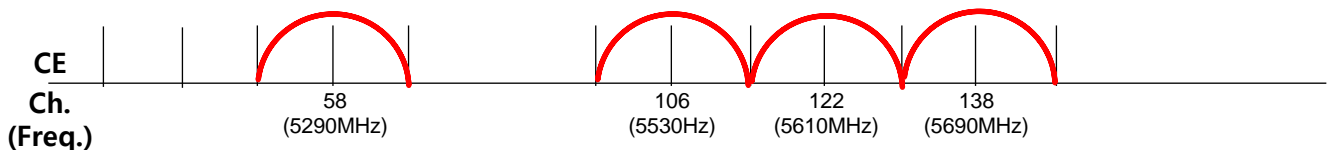
* The above DIP switch setting of 4-bits must be same with the WiMi1000's SSID setting.

* The real operating Wi-Fi frequency will be determined by the WiMi1000's SSID setting.

CE - SSID Number vs Ch./Frequency Table (WiMi1000 Repeater Bridge Mode)

SSID	Ch. No. (Freq.)	SSID	Ch. No. (Freq.)	SSID	Ch. No. (Freq.)	SSID	Ch. No. (Freq.)
N/A**		BridgeE_04	58 (5290)	BridgeE_08	106 (5530)	BridgeE_12	138 (5690)
N/A**		BridgeE_05	58 (5290)	BridgeE_09	122 (5610)	BridgeE_13	138 (5690)
N/A**		BridgeE_06	106 (5530)	BridgeE_10	122 (5610)	BridgeE_14	138 (5690)
BridgeE_03	58 (5290)	BridgeE_07	106 (5530)	BridgeE_11	122 (5610)	BridgeE_15	138 (5690)

** Bridge_00, Bridge_01 and Bridge_02 **MUST NOT** be used with the **WiMi5150AT/R**



Japan - WiMi5150AT/R Wi-Fi Ch. Selection (TX-AP, RX-AP Mode)

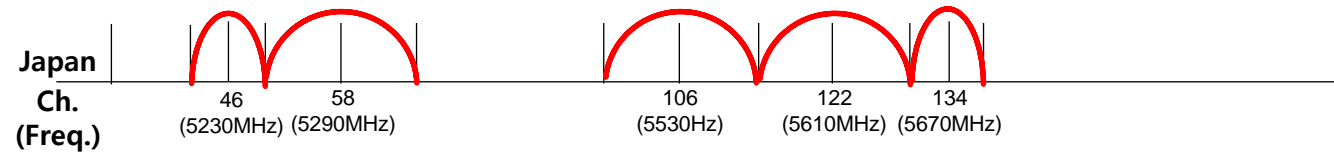


SSID: WiMi5000J_00 01 02 03 04 05 06 07 08 09 10 11 12 13 14 15

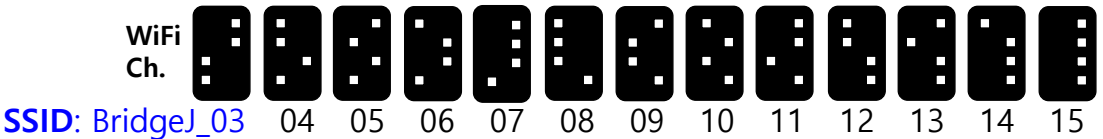
Japan - SSID Number vs Ch./Frequency Table (TX-AP, RX-AP Mode)

SSID	Ch. No. (Freq.)	SSID	Ch. No. (Freq.)	SSID	Ch. No. (Freq.)	SSID	Ch. No. (Freq.)
WiMi5000J_00	46 (5230)	WiMi5000J_04	58 (5290)	WiMi5000J_08	106 (5530)	WiMi5000J_12	122 (5610)
WiMi5000J_01	46 (5230)	WiMi5000J_05	106 (5530)	WiMi5000J_09	122 (5610)	WiMi5000J_13	134 (5670)
WiMi5000J_02	58 (5290)	WiMi5000J_06	106 (5530)	WiMi5000J_10	122 (5610)	WiMi5000J_14	134 (5670)
WiMi5000J_03	58 (5290)	WiMi5000J_07	106 (5530)	WiMi5000J_11	122 (5610)	WiMi5000J_15	134 (5670)

- * SSID for **RX-AP** mode will be **WiMi5000RJ_XX**.
- * The above DIP switch setting of 4-bits on both TX and RX must be same each other.



Japan - WiMi5150AT/R SSID Selection (WiMi1000 Repeater Bridge Mode)



- * The above DIP switch setting of 4-bits must be same with the WiMi1000's SSID setting.
- * The real operating Wi-Fi frequency will be determined by the WiMi1000's SSID setting.

Japan - SSID Number vs Ch./Frequency Table (WiMi1000 Repeater Bridge Mode)

SSID	Ch. No. (Freq.)	SSID	Ch. No. (Freq.)	SSID	Ch. No. (Freq.)	SSID	Ch. No. (Freq.)
N/A**		BridgeJ_04	58 (5290)	BridgeJ_08	106 (5530)	BridgeJ_12	122 (5610)
N/A**		BridgeJ_05	58 (5290)	BridgeJ_09	122 (5610)	BridgeJ_13	134 (5670)
N/A**		BridgeJ_06	106 (5530)	BridgeJ_10	122 (5610)	BridgeJ_14	134 (5670)
BridgeJ_03	58 (5290)	BridgeJ_07	106 (5530)	BridgeJ_11	122 (5610)	BridgeJ_15	134 (5670)

** Bridge_00, Bridge_01 and Bridge_02 MUST NOT be used with the WiMi5150AT/R

