



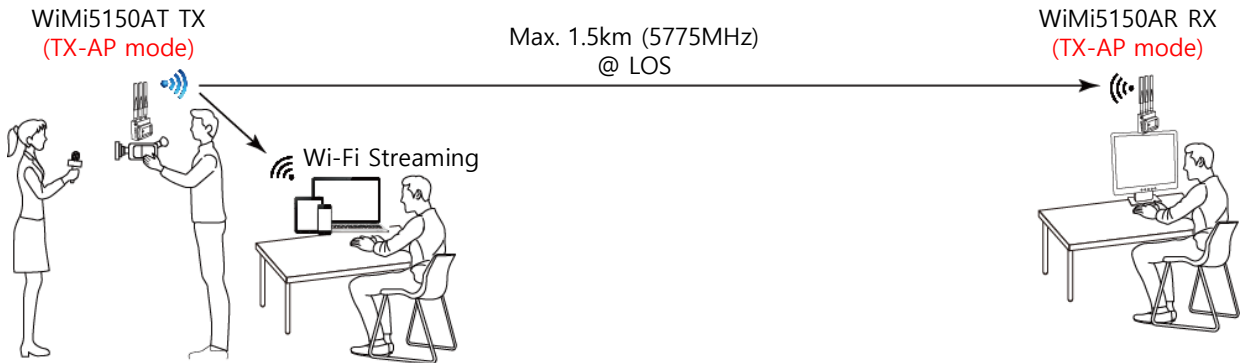
WiMi5150AT/R Setup - FCC



November, 2019

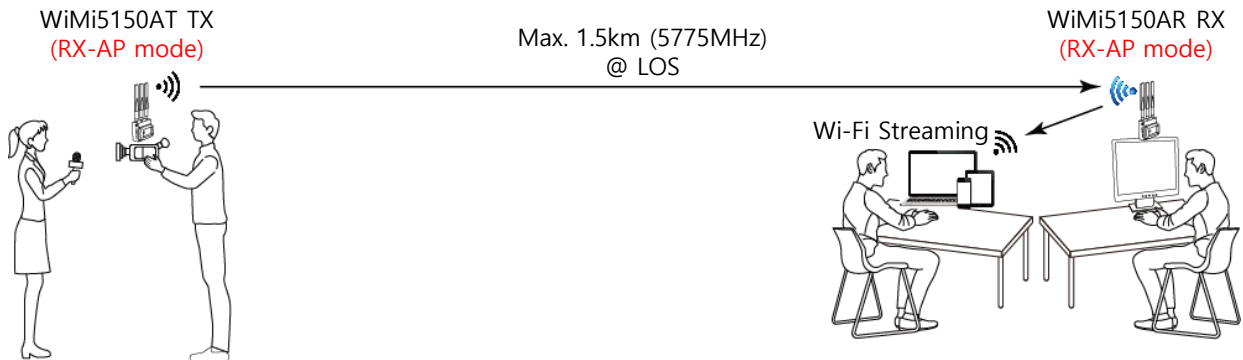
WiMi5150A Operation Modes

TX-AP mode: TX works as an AP (Typical Operation)

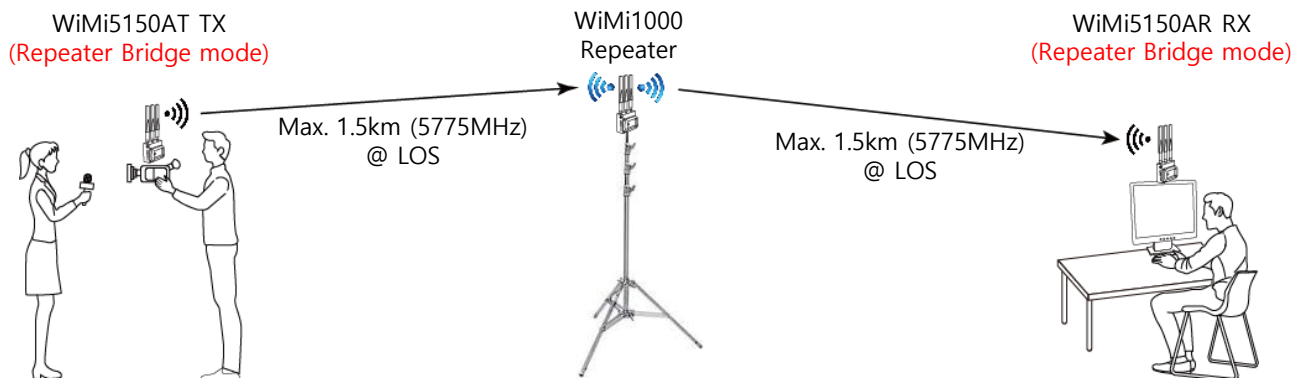


RX-AP mode: RX works as an AP

Note: Transmission distance between TX and RX can be reduced when Wi-Fi devices are connected to the RX and streamed from it.




WiMi1000 Repeater Bridge mode: Both TX & RX work as a Station











DIP Switch Configuration


WiMi5150AT(Transmitter, TX)


WiFi Ch.  } 4 bits: Selection of a specific frequency in TX-AP or RX-AP Mode
Selection of SSID in WiMi1000 Repeater Bridge Mode









ENC. Rate  } 2 bits: Selection of Encoding Rate
2 bits: Selection of Operation Mode

Encoding Rate	ENC. Rate  12 Mbps	ENC. Rate  15 Mbps	ENC. Rate  20 Mbps	ENC. Rate  Controlled by Web
Operation Mode	ENC. Rate  TX-AP Mode	ENC. Rate  RX-AP Mode	ENC. Rate  WiMi1000 Repeater Bridge Mode	ENC. Rate  WiMi1000 Repeater Bridge Mode

WiMi5150AR(Receiver, RX)

WiFi Ch.  } 4 bits: Selection of a specific frequency in TX-AP or RX-AP Mode
Selection of SSID in WiMi1000 Repeater Bridge Mode

SYS-ID  } 2 bits: Selectin of Receiver's ID (Receiver-# in 1:3 multicast mode)
2 bits: Selection of Operation Mode

SYS-ID In 1:3 Config.	SYS-ID  Slave-1	SYS-ID  Slave-2	SYS-ID  Slave-3	SYS-ID  Slave-4
Operation Mode	SYS-ID  TX-AP Mode	SYS-ID  RX-AP Mode	SYS-ID  WiMi1000 Repeater Bridge Mode	SYS-ID  WiMi1000 Repeater Bridge Mode

WiMi5150AT/R Wi-Fi Ch. Selection (TX-AP, RX-AP Mode)



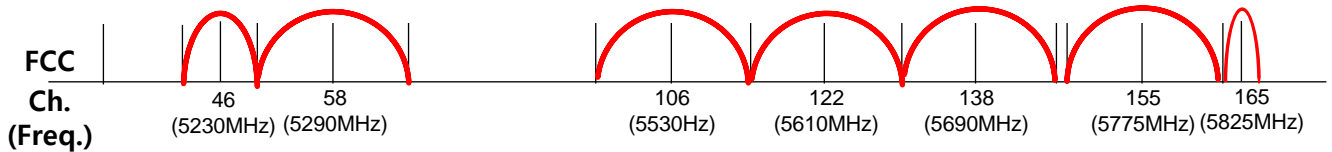
SSID: WiMi5000_00 01 02 03 04 05 06 07 08 09 10 11 12 13 14 15

SSID Number vs Ch./Frequency Table (TX-AP, RX-AP Mode)

SSID	Ch. No. (Freq.)	SSID	Ch. No. (Freq.)	SSID	Ch. No. (Freq.)	SSID	Ch. No. (Freq.)
WiMi5000_00	46 (5230)	WiMi5000_04	106 (5530)	WiMi5000_08	122 (5610)	WiMi5000_12	155 (5775)
WiMi5000_01	46 (5230)	WiMi5000_05	106 (5530)	WiMi5000_09	138 (5690)	WiMi5000_13	155 (5775)
WiMi5000_02	58 (5290)	WiMi5000_06	122 (5610)	WiMi5000_10	138 (5690)	WiMi5000_14	155 (5775)
WiMi5000_03	58 (5290)	WiMi5000_07	122 (5610)	WiMi5000_11	138 (5690)	WiMi5000_15	165 (5825)

* SSID for **RX-AP** mode will be **WiMi5000R_XX**.

* The above DIP switch setting of 4-bits on both TX and RX must be same each other.



WiMi5150AT/R SSID Selection (WiMi1000 Repeater Bridge Mode)



SSID: Bridge_03 04 05 06 07 08 09 10 11 12 13 14 15

* The above DIP switch setting of 4-bits must be same with the WiMi1000's SSID setting.

* The real operating Wi-Fi frequency will be determined by the WiMi1000's SSID setting.

SSID Number vs Ch./Frequency Table (WiMi1000 Repeater Bridge Mode)

SSID	Ch. No. (Freq.)	SSID	Ch. No. (Freq.)	SSID	Ch. No. (Freq.)	SSID	Ch. No. (Freq.)
N/A**		Bridge_04	58 (5290)	Bridge_08	122 (5610)	Bridge_12	155 (5775)
N/A**		Bridge_05	106 (5530)	Bridge_09	138 (5690)	Bridge_13	155 (5775)
N/A**		Bridge_06	106 (5530)	Bridge_10	138 (5690)	Bridge_14	155 (5775)
Bridge_03	58 (5290)	Bridge_07	122 (5610)	Bridge_11	138 (5690)	Bridge_15	165 (5825)

** Bridge_00, Bridge_01 and Bridge_02 **MUST NOT** be used with the **WiMi5150AT/R**

